

Section 3c: our planned giving profile



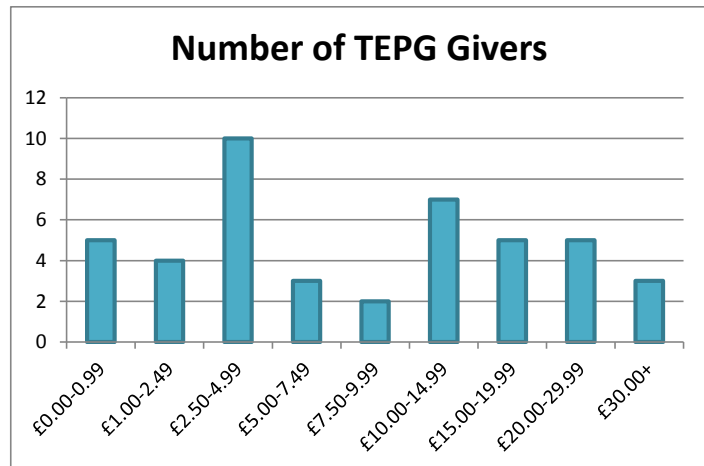
This planned giving profile offers an insight into the pattern of giving in our church. TEPG refers to those who Gift Aid their giving; OPG refers to those who do not or cannot Gift Aid their gifts.

Tax Efficient Planned Giving (TEPG)

Average or Mean TEPG gift is £11.31

Median or middle TEPG gift is £7.33

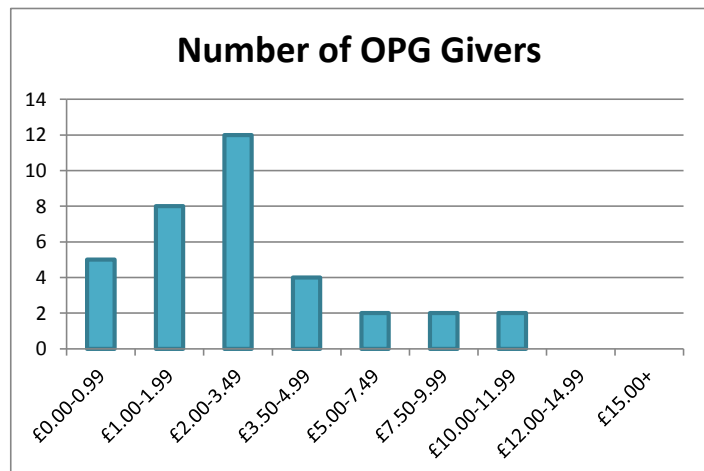
This means that while your most generous donor was giving over £40 per week. Half of all your Gift Aid donors were giving less than £7.33 per week.



Other Planned Giving (OPG)

Average or Mean OPG gift is £3.41

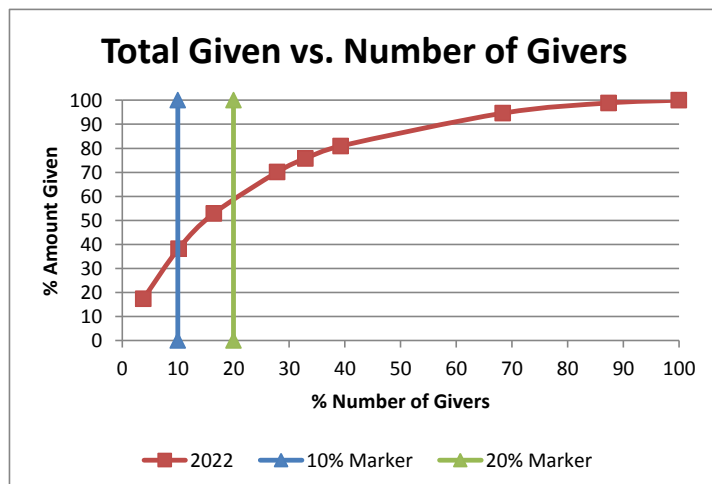
Median or middle OPG gift is £2.88



Given vs. Givers (TEPG + OPG)

The top 10% of your planned givers give 37.8% of all the money given through planning giving.

The top 20% of your planned givers give 58.2% of all the money given through planning giving.



About the 'Given vs. No. of Givers' chart

In many churches a small number of people give a large proportion of the total giving to the church; this chart shows how and to what extent your church is dependent on a small number of givers.